



NC SDM® SAFETY AND RISK ASSESSMENT STATEWIDE WEBINAR #2



WELCOME AND INTRODUCTIONS

PURPOSE OF THIS SERIES



LEARNING OBJECTIVES FOR TODAY



Deeper dive into specific safety indicators through case example practice



Understand the difference between safety and risk



Key reminders on how an SDM risk assessment gets constructed and the decision it helps inform



**ASSESSMENTS
ARE UNDER
CONSTRUCTION**

MAKING DECISIONS ABOUT SAFETY





THE SDM SAFETY ASSESSMENT

Is there imminent danger to
children?

NEEDS, RISK, AND SAFETY INDICATORS



Danger

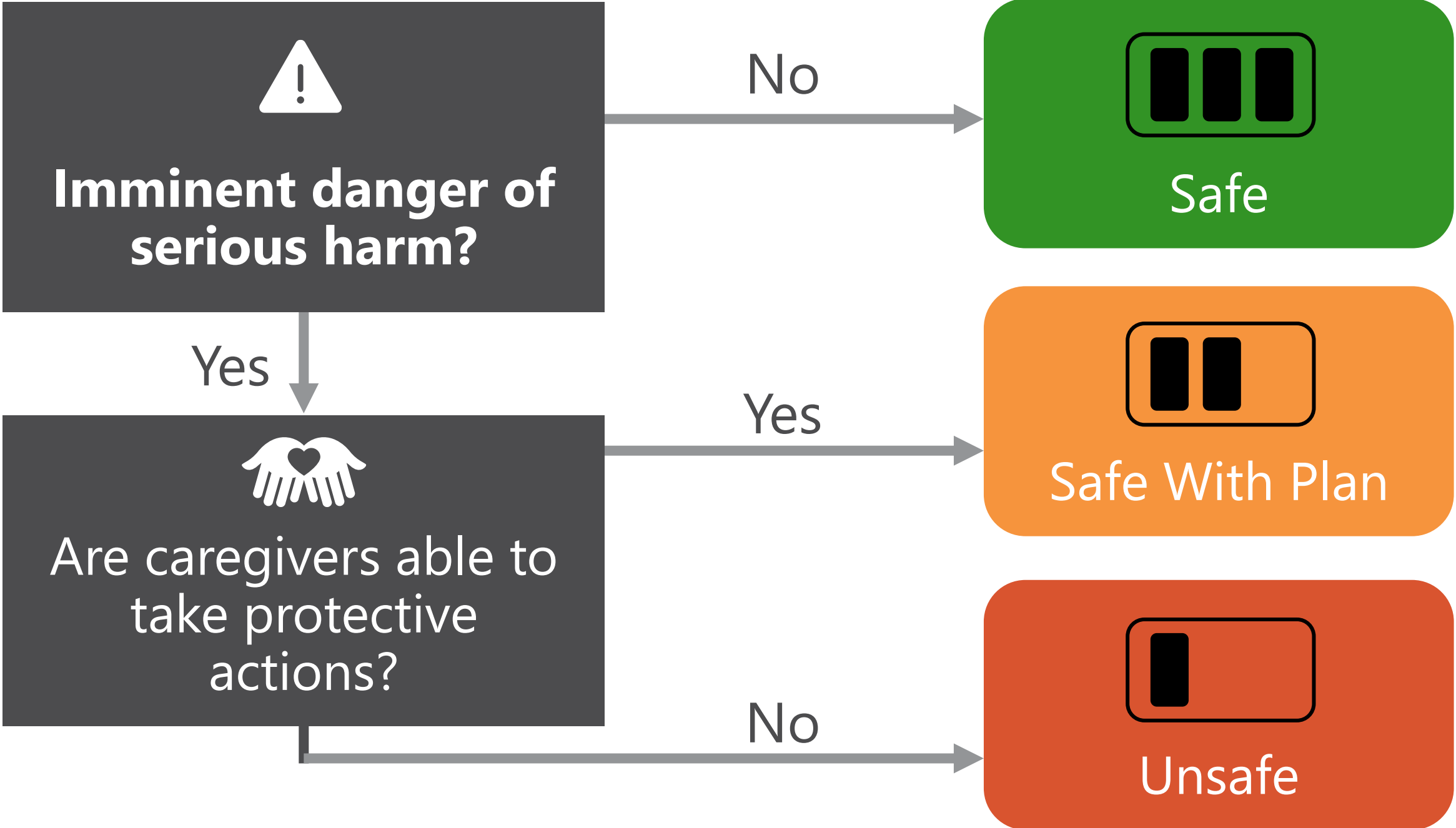
Signals imminent danger of serious harm

Risk

Indicates likelihood of future CPS involvement

Needs

- May be related to danger or risk
- May need to be addressed on case plan



Imminent danger of serious harm?

No



Safe

Yes



Are caregivers able to take protective actions?

Yes



Safe With Plan

No



Unsafe

THE SDM SYSTEM AT EACH DECISION POINT

Should this referral be investigated?



Intake Assessment

Can the child remain safely in the home?



Safety Assessment

Should a case continue with ongoing services?



Risk Assessment

What interventions could address child and family needs?



Case Planning Tool

Can the child return home?



Reunification Assessment

Should this case be closed?



Risk Reassessment



SDM POLICY AND PROCEDURES MANUAL

SDM SAFETY ASSESSMENT: FOUR PARTS

- Factors influencing child vulnerability
- Safety indicators
- Safety interventions
- Safety decision






**HOT SPOTS
ON THE
SAFETY
ASSESSMENT**

SAFETY INDICATORS

Ask questions that reveal . . .





Read to
the
period.



Examples
are not all-
inclusive lists.



Be aware of:

- AND
- OR



When
unsure,
ask others.



“Unasked” is
different from
“unknown.”



Use professional
judgment and
common sense.

SAFETY INDICATOR #1 VS #4



SAFETY INDICATOR 2: CHILD SEXUAL ABUSE

Two conditions need to be met:

There has to be evidence of child sexual abuse.
Evidence can and should include child report.

+

The child needs to continue to be in danger

SAFETY INDICATOR 14: CONSIDERING CURRENT CIRCUMSTANCES WITH PRIOR HISTORY

Two conditions need to be met:

A situation ALMOST rising to the level of one of the other safety indicators but is not quite there

+

Serious and confirmed prior maltreatment

VIGNETTE PRACTICE

EVIDENT
CHANGE

PRACTICE #1: SAFETY INDICATORS

A report came in on a 4-month-old child because they came to the pediatrician office for x-rays. The hospital found 5 rib fractures. The parents have no explanation except the child has been coughing hard the last couple days and must have fractured his ribs due to the coughing. The parents are the only caretakers of the child. The child does not attend daycare and hasn't been with anyone except the parents. The hospital is making a report that the injury is clearly non-accidental trauma.

PRACTICE #2: SAFETY INDICATORS

Mother was found to have been driving intoxicated in the car with her 3-year-old child. Mother lost control of the car and it rolled over into a ditch. The car was totaled in the accident. Fortunately, both the mother and child suffered no injuries in the accident.


PRACTICE #3: SAFETY INDICATORS

Upon a visit to the doctor's office, the pediatrician found evidence of sexual abuse of a 3-year-old girl that would have happened in the last few days. The girl visited with her maternal grandmother two weeks ago but has not been in the care of anyone except her mother and her boyfriend since then. Both deny any sexual abuse had occurred. They said they would take her to a different doctor and in the meantime will continue to care for her together.

PRACTICE #4: SAFETY INDICATORS

Worker observed bruising on a 7-year-old's arms and legs. Mother said she hit her child with a belt because he wasn't listening. Historical information on the case shows that the mother had previously been charged with a prior child death of her own child 12 years ago as a result of abuse and neglect.

THE SDM RISK ASSESSMENT: WHAT IS THE LIKELIHOOD OF FUTURE CPS INVOLVEMENT?



THE SDM SYSTEM AT EACH DECISION POINT

Should this referral be investigated?



Intake Assessment

Can the child remain safely in the home?



Safety Assessment

Should a case continue with ongoing services?



Risk Assessment

What interventions could address child and family needs?



Case Planning Tool

Can the child return home?



Reunification Assessment

Should this case be closed?



Risk Reassessment



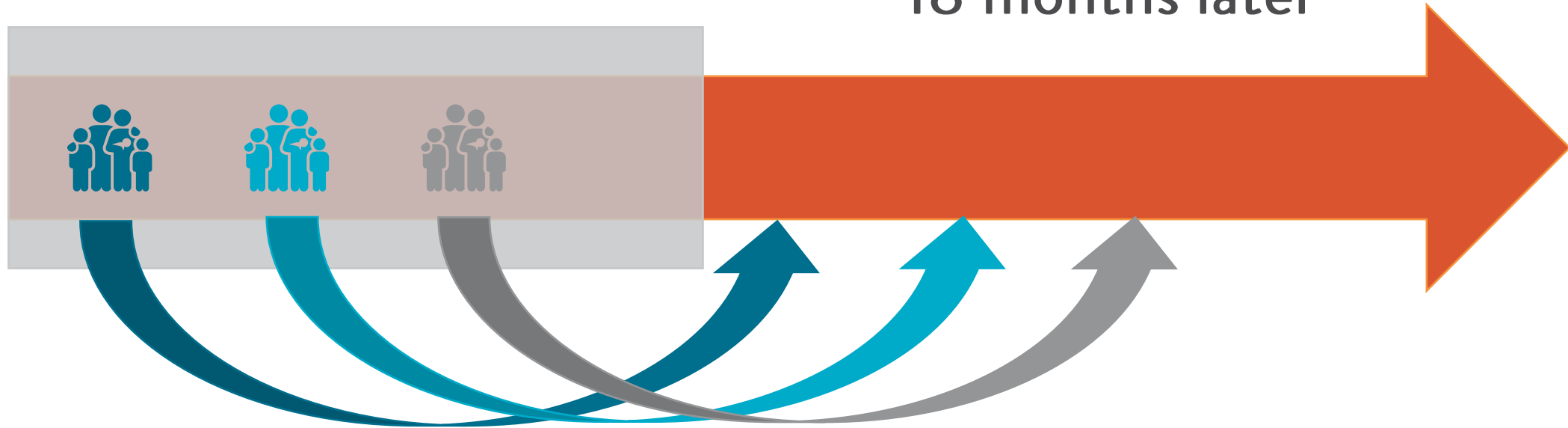
What Is Actuarial Risk?



HOW IS AN ACTUARIAL RISK ASSESSMENT BUILT?

Sample Period

Observation Period:
18 months later



We study future family and investigative assessments, substantiations and placements for families in the observation period and look for similar characteristics across the families.

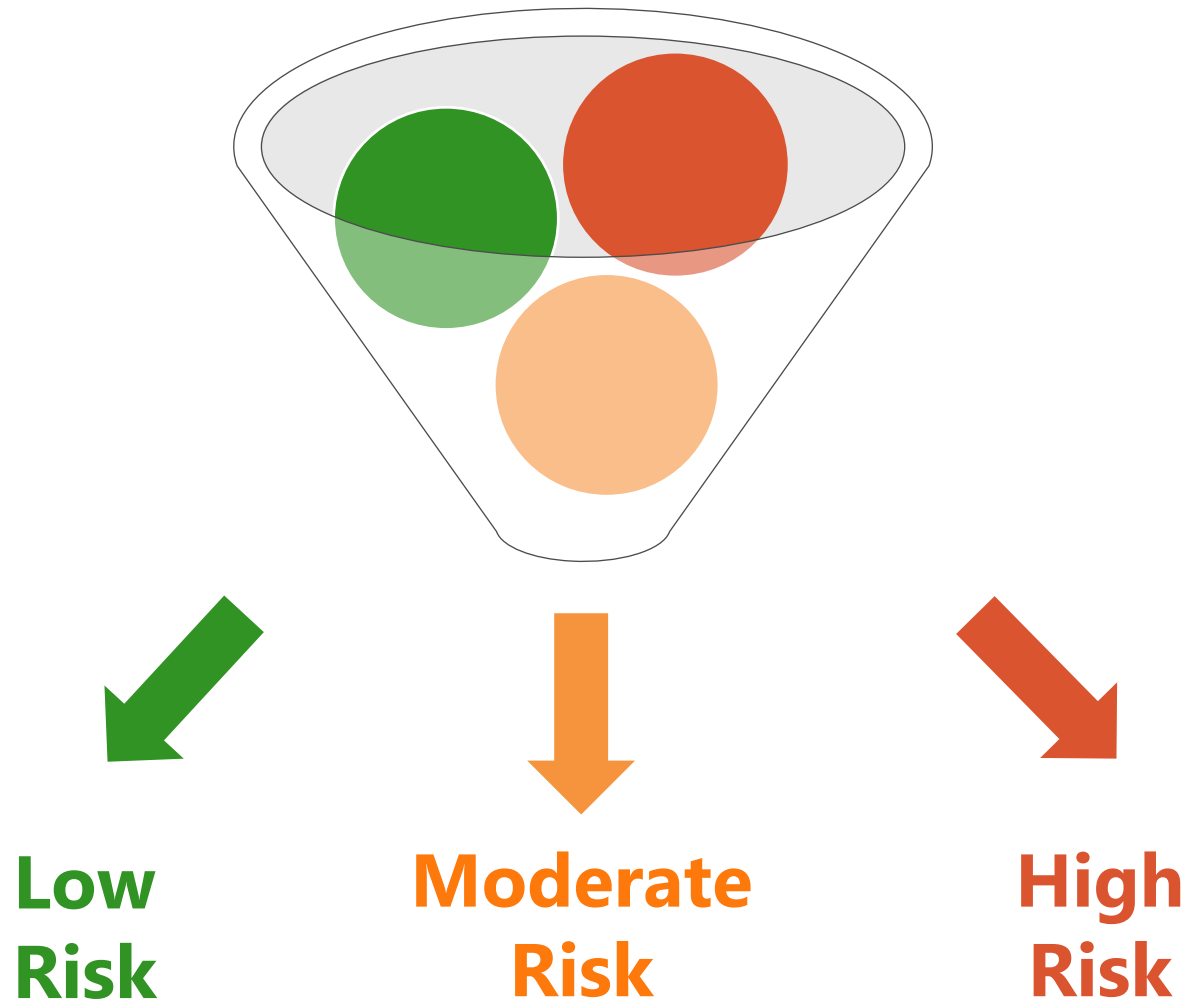


SDM RISK ASSESSMENT: POLICY AND PROCEDURES

- Which cases
- Who
- When
- Decision

SDM RISK ASSESSMENT

Measuring and classifying likelihood of future CPS involvement



RISK IS ABOUT LIKELIHOOD

Would you be glad to know whether the family you were working with had a . . .

- *1:2 chance of coming back?*
- *1:6 chance?*
- *1:12 chance?*





**RISK IS NOT
A CRYSTAL
BALL**

SDM RISK ASSESSMENT OFFERS A CLASSIFICATION SYSTEM

Classification

~~Prediction~~



EVIDENT
CHANGE



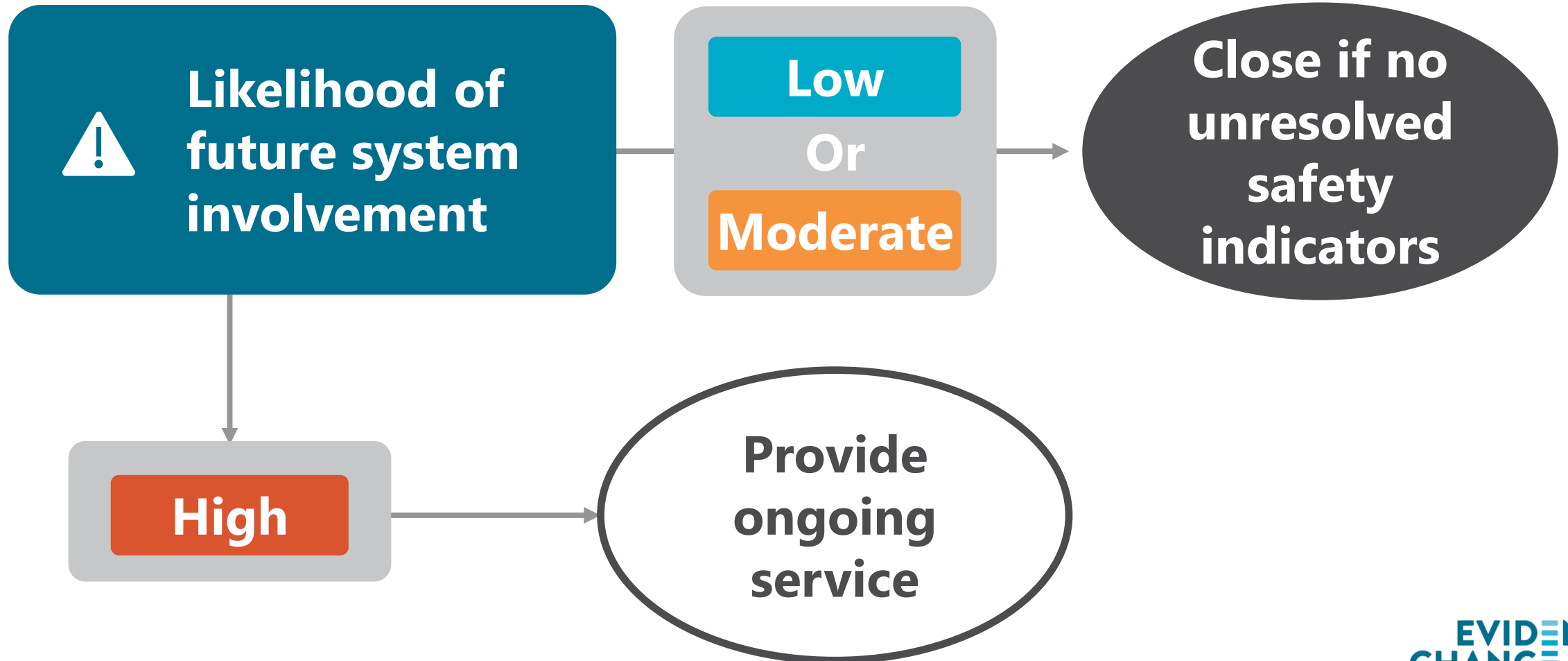
SOME ITEMS SEEM UNFAIR!

- Age of the youngest child in the home?
- Number of children in the home?
- Caretaker history of abuse as a child?



AN OPPORTUNITY FOR PREVENTION

SDM RISK ASSESSMENT LOGIC



SDM RISK ASSESSMENT: FOUR SECTIONS

- Neglect and Abuse Indices
- Scored Risk Level
- Overrides
- Final Risk Level




OVERRIDES



NEXT WEBINAR

- **SDM Risk Assessment Webinar: Thursday, April 14**
2:00 – 3:30pm





THANK YOU & QUESTIONS

EvidentChange.org

(800) 306-6223

Info@EvidentChange.org

**EVIDENT
CHANGE**

